

Kitchen and living become one

The more people retreat into the private area, the more the kitchen moves into the centre of daily life. All products used here - colours, materials and surfaces need to be evaluated from this point of view and to be tested for their suitability as the "living room". LEICHT kitchens can be used equally in the living- as in the kitchen-area. They fit perfectly into this new living concept. LEICHT prefers straight lines, sophisticated yet at the same time comfortable layouts, thus creating a warm and pleasant atmosphere.

The sense of touch comes into its own.

The haptic perception, the sense of touch, plays an important part in today's planning and creation of a kitchen. There are new materials, particularly new wood surfaces but also velvety-matt or glossy lacquers, giving the sense of touch many pleasant and varied sensations. This is particularly valid for the new programme TOPOS with its brushed and stained oak veneer front, as well as for a new high quality laminate front with a super matt, velvety surface. There are also the new IOS-glass fronts which are now available with an ultra matt etched surface.

Light defines rooms

Light has a decisive influence on any room atmosphere. The kitchen needs both –comfortable atmospheric lighting and a strong light for working. The LED-technology (light emitting diode) with its narrow forms and the small size of the lights, provides various new possibilities for creative light arrangements. LEICHT has transformed this well-matured and established technology into a universal lighting concept. Specific light diodes with a neutral light have been developed. The spots are integrated, almost flush with the surface, in a narrow metal housing with an acrylic glass cover. It is extended across the total cupboard width into the lining shelf of a cupboard and therefore gives a glare-free widely dispersed light. LEICHT also works with LED-light in the new clear glass light cupboards of the AMBIENCE. Each shelf has a light diode to the underside. It is positioned along the front edge, illuminating the total cupboard interior below the shelf. This makes the light effect three dimensional and decorative. The illumination is therefore integrated, practically invisibly, in the carcass and the shelves are adjustable as before.

Furniture realigned in the room

Today's modern kitchen concepts are open towards the living room. However, a visual partition is often required. With the latest suspended cupboard concept, LEICHT has given the planner a new instrument in order to arrange the space above free standing isles and cupboard runs. A new fitting system facilitates the fixing of the wall units directly to the ceiling. On the one hand this gives the kitchen a stronger visual appearance of partition, on the other hand open plan and transparency remain and provide additional storage space. The technical requirements, such as ducting or electrical cables, are concealed behind the ceiling blender. This can be carried over, mirror imaged, to the floor units positioned underneath. Flush with front, flush with carcass or recessed, as required.

Dramatic material combinations

Straight lined and plain are the features of modern kitchen planning. Material combinations provide liveliness and interesting contrasts. Particularly, genuine materials such as wood, lacquer, glass, metal and stone are used. The new LEICHT Collection offers an abundance of alternatives. A particularly sophisticated appearance is created through the combination of dark Acacia-wood veneer fronts with the velvety-matt aluminium fronts in anodised champagne colour. The new LEICHT niche system is also based on exciting contrasts: the material used is a successful synthesis of stainless steel coloured aluminium and solid lacquered oak. The horizontal four-edged railing and the suspended elements add a clearly structured, clean visual language.



Form and colour accentuate the architecture of the kitchen

Colour emphasises the form. A harmonious interaction produces a comprehensive, clear and coherent room architecture. The colour choice, materials used and light arrangement create an atmosphere of homeliness. A warm mocha tone combined with magnolia coloured fronts, highlights several areas. It accentuates the interesting architectural concept with its inserted cupboard elements and repeated geometric forms.

The LEICHT kitchen CLASSIC-FS opens towards the living room. The island is positioned parallel to the wall-situated tall units. Both sides are visually connected through the use of open, matt brown shelf elements. The coloured shelf unit inserts are continued across the corner to the cupboard sides, giving the kitchen character and lightness.

New wall units, suspended from the ceiling are an innovative concept. The transition from kitchen to living area has been newly defined. The rooms are visually divided, yet maintaining open plan and transparency at the same time. The additional storage space is an extra bonus.



A ceiling blender provides the connection between wall unit and ceiling. Concealed behind are the technical mechanisms (i.e. ducting and light cables). The blender can be arranged to choice, either recessed or flush with the front and therefore ideally visually matches the floor units underneath. Thus floor and wall units form a single unit, the isle becoming a freestanding sculpture resting within itself. The symmetrical front arrangement of the floor and wall units emphasises the two dimensional appearance.

The island unit is a small, half-height room divider standing within the room. It has the character of a freestanding bar. It is – just as the shelf units – offset with mocha colour and therefore lightens the isle elegantly with its asymmetry. The uniform colours of fronts and finishing boards give the room divider the appearance of a closed cube. Its L-shape corresponds with the L-shaped arrangement of the magnolia coloured island wall units. This geometrical architectural solution is maintained by the shelf units in the tall unit run.

The continuous design concept creates ease and harmony. The LED-spots, integrated in the open shelf units provide a homely and decorative light. An effect that is accentuated through the warm mocha tone of the surround and the matt lacquering. The 1.7 cm thick island worktop of light sand quartz material and the lining shelves of the wall units, matching in form, provide an ideal combination.



New, differentiated colour combination: “atlantic grey” with “acacia”

The appearance of a calm room is the main feature of this straight-lined simple planning which creates a special harmony with the skilful blending of wood and plain-décor fronts and the selective mix of colours and materials. Floor units and an isle from the programme PINTA atlantic grey, a new rather cool grey tone with a medium degree of lightness, form a solid base. The deliberate block appearance of the isle has been achieved through a worktop which matches the colour of the kitchen fronts. The horizontal front division of the handle-less floor units is continuous around the corner providing a harmonious appearance throughout. The friendly yet cool acacia décor from the programme ORLANDO provides a particularly homely addition. The grain match is vertical and combined with the horizontal run of the floor units, creates a vision of suspense. The floor units, which cut into the tall unit run, provide a rather nice transition. Oven and dishwasher are hidden from sight; the door of the tall unit slides sideways alongside the carcass giving unhindered access to the interior during kitchen work. Tall and wall units have been designed without lining shelves, thus contributing to the overall mood of calm in the appearance of the kitchen.



This kitchen stands in the centre of the living room. A freestanding wall provides the division between kitchen and living area and sets an architectural highlight. The fitted wall and floor units are accessible from both sides. The space between remains open, the overall view intact. The new performance-strong LED lights have been integrated into the lining shelves of the wall units across the whole cupboard width. They offer a homely yet strong light, similar to halogen spots. LED lighting saves energy and on the whole will last the lifetime of a kitchen. The wide dispersing spots are located in a sophisticated metal housing with an acrylic glass cover and are inserted into the lining shelf and therefore almost surface flush. The housing can be easily accessed to enable an exchange in the event of a possible LED defect.

The worktop has an overhang at the rear, thus providing an additional bar seat area in the living room. The isle also has a solid bar top in the front material, set on top of the worktop. The handle-less fronts of the isle extend downwards to the floor, concealing the typical kitchen plinth.

The wood tone of the interior harmonises with the light front décor. All inner pullouts have decorative glass sides and an automatic opening mechanism. There is also a new waste material system, available for all sink and waste units. The high quality plastic containers are integrated in a lacquered metal frame, seated on the cupboard frame, providing an elegant closed appearance.



Opposites attract: high gloss acrylic front and natural wood

An open, flexible Paneel-cupboard wall forms the focal point and integrates perfectly within the kitchen. From it grows, seemingly suspended – the solid kitchen block. Living and working are closely related, the kitchen blends in seamlessly and almost imperceptibly with the living area. The wall design system PANEEL 40 meets all requirements with its integrated bench seat, shelves, lighting panels with atmospheric room lighting and shallow wall units with sliding doors, visually providing the perfect complement for the room. The directly adjoining tall units contain the necessary kitchen functions: refrigerating and baking. They do not have an upper panel cover and thus appear lighter and more open. The kitchen block extends the kitchen into the room, dividing and connecting at the same time. It is “entwined” with the bench seat in order to generally loosen the appearance.



The combination of two new LEICHT programmes emphasises the opportunity for architectonic planning. The glossy acrylic fronts of the new LUNA kitchen were used for the cupboard wall. They are particularly enhanced by their strong brilliance of the radiant white tone and also through their exceptional surface quality. Apart from “frosty white”, the new acrylic front is also available in “magnolia” and “black”. For effect, the kitchen block from the new programme TOPOS provides not only a visual but also haptic contrast.

The stained and brushed oak veneer front appears particularly lively through its distinctive graining and natural unevenness, and feels like that to the touch. The colour “texture-rich barrique” is distinguished through a shade of grey that is reminiscent of old weather-worn wood, through its striking graining and the noticeably visible pore. Thus they form a particularly beautiful and strong contrast to the brilliant white fronts of the LUNA.

The side panels and the sophisticated worktop of quartz material in a new graphite colour, with slight glimmer effects, merge with the oak fronts. The TOPOS is also available in “texture-rich barrique” in a lighter natural tone, always available with matching surround accessories.





Free standing or built-in: two panel shelf units in dialogue:

The newly conceived LEICHT Panel shelf unit is very versatile, with or without rear wall, free standing or against the wall – a typical element that unfolds its room-arranging and room-dividing function in the living area as well as in the kitchen. In LARGO-FG/AVANCE-LG two panel shelf units stand opposite each other. One is free standing in the room, tied to the isle, the other is integrated in the tall unit run. The wall shelf, the AVANCE-LG floor units together with the closed fronts in the free standing shelf unit, are lacquered in a soft double-chocolate colour, thus forming an unobtrusively elegant contrast to the “magnolia” kitchen fronts. The various kitchen elements stand in dialogue with each other and the isle bonds with the cupboard run. Both kitchen programmes are high gloss and appear particularly light and friendly through the fine colour grading.

The two wall shelf units are laterally staggered. One isle shelf has been integrated into one half of the units, the other is free standing without a back wall, giving the room the appearance of openness and transparency. Positioned approximately at face level, closed cupboard fronts with touch opening mechanism, stretch along the whole width of the room divider. They are accessible from both sides. This results in the horizontal lines of the floor units being continued on a higher level in the room divider.



The panel shelf unit within the tall unit run opposite is mirrored to the other side and thus moved to the end of the tall unit run. The colour change in the tall unit side panel gives the impression of having been inserted. The dishwasher is integrated in a tall unit with slide-away doors. The front slides sideways and is pushed in at right angles, alongside the carcass. Appliance and storage space are easily accessible at any time.

The isle is self-supporting along a width of 2 metres, stabilised by a support beam and at the free hanging end by an elegant frame. In the AVANCE programme, the griprails, here lacquered in the front colour, continue around the corner, giving the kitchenblock an overall enclosed appearance.



A typical planning concept: an “L” shaped cupboard arrangement

A discernible interior architectonic concept is a characteristic of a well planned kitchen. Certain form elements and clean lines are therefore clearly repeated. The artistic design concept of an inverted “L” shape, forms the basis of the ORLANDO/CLASSIC-FS . At the isle it is revealed through the introduction of differing cupboard depths. Whereas the white, silk-matt lacquered fronts of the CLASSIC-FS project forward, the black ORLANDO fronts below are recessed, giving the appearance of a classic “L”shape. The recess provides legroom for bar stools. The “L” section of the tall units is formed with illuminated glass cupboards, appliances and black lacquered cupboard fronts. A wall section completes the vertical finish of the isle.

A clear, cold, blue tinged white is the colour statement of the new “arctic” tone. It is available in the “Classic” programme with either a silk-matt or a finely textured lacquered surface. This special white has a particularly beautiful effect when used on its own in minimalist modern designs. Shown here in combination with black in an environment of natural tones, it demonstrates that this cool white can appear very homely.



The fronts are handle-less except for the two white tall units. The new glass cupboards with glass shelves, suitable for all programmes, have been fitted with the one-touch-mechanism. On the inside the transparent glass fronts are offset with straight lined narrow metal frames finished in stainless steel look. In combination with closed cupboards and appliances, a calm and 2-dimensional wall arrangement can be achieved.

The narrow white side panels and the white worktop give the isle arrangement an appearance of lightness.



Symmetrical asymmetry: inserted cupboards

Each symmetry becomes more interesting when broken. Here an inserted and side-staggered cupboard cube breaks the otherwise ordered symmetrical room planning. It opens the free-standing isle block towards the living room, operating at the same time as a bar top. When planning, it is essential that the overhang is no more than 60 cm otherwise frames have to be used. The inserted cube protrudes from the worktop, thus effecting a visual divide between work- and living-area. The fact that it covers the outlet of the tap is an additional advantage as the sink-centre cannot be seen from the living room.

The “minimal” contrast between the light oak wood of the new TOPOS and the silk-matt, white lacquered, CLASSIC-FS fronts creates a particularly friendly and soft room atmosphere. The light colour of the surround compounds this effect. Worktop and side panels on the isle are uniformly white. The side panels and upper covering of the inserted cupboards match the front colour, i.e. light oak wood. The appearance of the isle is that of a closed cube through the inserted, seemingly entwined, cupboards.



The four closed cupboards at sideboard height are symmetrically enclosed by the custom-made wall shelf unit. With this system, side panels, floor and rear walls can be ordered separately. The shelf unit rear walls are detailed in “textured oak”, matching the front colour. This way they correspond with the inserted cupboard element at the isle, clearly displaying a continuous planning concept.

All fronts facing the living room have handle-less doors and interior pullouts. The uniform front arrangement creates a harmonious picture, emphasising the calm room atmosphere. To give the planner this possibility, LEICHT has extended the Collection by fitting all one-door cupboards including tall units, with the touch-mechanism. In the work area between cooking- and wet-centre, the floor units have pullouts. Accordingly, all important appliances and tools are neatly laid out and easily accessible.

To visually improve and integrate the isle even better into the living room, LEICHT has extended the cupboard doors to the floor. The normal plinth has been concealed. The whole storage space, including the space in and below the inserted cupboards, is fully accessible from the living room.



The brief for the architect was to create a house in which people might live in unison with nature, in which they feel part of the universe, day and night, in Summer and in Winter. The South and West facing facades have glass windows from floor to ceiling, creating a feeling of openness and a direct connection to the wind, rain and sunshine. To the North and East, the façade is largely covered with wooden lagging which, over time weathers silvery-grey, allowing the house to blend into part of the adjoining wood. Nestled into the hillside, all of the three floors have a direct connection to the natural slope. The upper floor has the entrance with library, study and large roof terrace, looking South. The single stairs into the main floor lead onto the lower floor with children's bedrooms and fitness room. The kitchen has been integrated in the two-sided glazed main living room area. It forms the intersection between dining area, canopied outside sitting area and living room in the horizontal aspect and the three floors in the vertical aspect. Thus it is at the same time centre of the house and focal point of family and public life.



Designed by the architect as a two-sided open block, positioned in the room, this kitchen is effective as a self-contained architectural element, giving structure to the main living level, without restricting the view. The block is closed towards the living room area in the South so as to provide space for floor-to-ceiling cupboards and appliance housings. Correspondingly 120 cm deep floor units form a free-standing island in the same visual alignment as the dining table. The walls of the kitchen block are clad inside and out with relief-type kitchen fronts in a bordeaux colour. Thus the kitchen brings a colour highlight, visible from the outside, into the otherwise grey based living surroundings. The light vanilla tone of the matt lacquered kitchen fronts provides a pleasantly warm atmosphere.

From every room the eye can see the surrounding landscape. By using Geothermal technology together with a heat pump, the house can be heated at favourable cost in Winter. In the Summer – despite large areas of glass – kept at a pleasant temperature with the help of the cool temperature of the earth. When the glow of the floating fireplace replaces the setting sun little-by-little, the senses turn away from the outside to inside, bringing a feeling of quiet, harmony and relaxation.



A dream plot: idyllically placed at the edge of the wood, with a wonderful view over fields, trees and meadows. The house opens to the surroundings with terraces and loggias facing three directions. The layout, however, was a special challenge for architect and owner because building regulations demanded a one floor structure and the compliance with a minimum distance to the edge of the wood. The long side of the building with its crystalline ashlar points to the East. With deep recesses through loggias and terraces, the upper floor lies just below the legal limits of the floor concept and was therefore not considered a full floor. A visual parallel is provided by the “recesses” of the generous, floor-to-ceiling window areas to the lower floor. The West facade, looking towards the neighbour is, in contrast, largely closed. The room has been designed to make best use of available natural light. To the South the dining area forms the centre of family life, to the North the living room offers a beautiful view of the landscape. In the centre of the house: the open kitchen with an abundant space.



The kitchen concept is in accordance with the open architecture of the house. The design scheme of the interior is divided into three parts: Tall units with glossy white lacquered fronts and the built-in appliances are framed flush with front, shelves stretch above the length of the floor units while the high plinth lends it a floating appearance. The horizontally veneered oak fronts radiate warmth and echo the solid breakfast bar at the kitchen block with a view to the outside.

The various living areas in the ground floor flow into each other and are only distinguished by their respective furniture. The connecting factor is the continuous floor cover of large rectangular slate tiles. The colour ambience in the whole house is based on the neutral colours white and grey. Homely accents are provided by the kitchen and bathroom furniture on the ground floor and by the floor covering to the upper floor.




When the architect, Martin Gepp, built his own house, he framed the spectacular Swiss mountain scenery in striking horizontal and vertical window formats, thus creating the ultimate visual ambience. Above the kitchen the house opens to the outside world with a covered terrace and swimming pool. The upper floor of this single family house in Swiss Diepoldsau is the main living area – readily accessible through a sweeping concrete staircase. Thanks to large sliding glass doors, inside and outside become one, with a continuous raw concrete ceiling and identical window sizes. Natural daylight, an absolute must for the owner, and an integral part of modern living, is provided by additional skylights in the staircase, bathroom and to the terrace. On the ground floor of this generously open planned unpretentious simplicity and elegance, there are two large children's rooms in an area of 280 square metres, a bathroom and a granny flat.




The clear and simple organisation of the whole house is reflected in the kitchen layout. Looking out to the swimming pool and parallel to the dining table, the kitchen blocks are of equal size and free standing in the room. On the terrace the dining area continues with a second seating arrangement, identical in form and layout. The “cooking” and “sink” elements have been integrated in the 17 mm stainless steel worktop, so that eye contact with guests is assured at any time. A new opening mechanism of the kitchen cupboards works without handles. Thus ensuring a calm, uninterrupted room effect enabling the expressive, horizontally orientated surface texture of the kitchen fronts to show their relief to full effect. Tall units with generous storage space contain integrated appliances behind closed slide-away door units. This has the effect of closing off the kitchen from the staircase, with the units blending harmoniously into the background.



The colour balance of the façade is echoed in the interior by the wall colour, an elegant creamy white. The theme is continued in the bath and shower and in the children’s rooms. The floor and built-in units of smoked oiled oak provide a natural and homely atmosphere. The kitchen leads directly into the living area: library and study are separated by partitions. Targeted lighting effects emphasize the clean arrangement, at the same time uniting the different living areas.



240-219-A1-137-340-j09



240-219-A2-137-340-j09



240-219-D1-137-340-j09



240-219-D2-137-340-j09



240-219-D3-137-340-j09



240-219-D4-137-340-j09




240-219-D5-137-340-j09



240-219-D6-137-340-j09




240-219-M-137-340-j09



249-269-A1-120-223-j09



249-269-A2-120-223-j09



249-269-D1-120-223-j09




249-269-D2-120-223-j09



249-269-D3-120-223-j09



249-269-D4-120-223-j09



249-269-D5-120-223-j09




249-269-D6-120-223-j09



249-269-D7-120-223-j09




249-269-G-120-223-j09



249-269-M-120-223-j09



LARGO-FG |
LARGO-LG |
AVANCE-LG



288-405-A1-032-NCS-j09



288-405-D1-032-NCS-j09




288-405-D2-032-NCS-j09



288-405-D3-032-NCS-j09




288-405-D4-032-NCS-j09



288-405-D5-032-NCS-j09




288-405-D6-032-NCS-j09



288-405-D7-032-NCS-j09



288-405-D8-032-NCS-j09



288-405-M-032-NCS-j09



219-213-A1-257-100-j09



219-213-D1-257-100-j09



219-213-D2-257-100-j09



219-213-D3-257-100-j09



219-213-D4-257-100-j09



219-213-D5-257-100-j09



219-213-D6-257-100-j09



219-213-D7-257-100-j09



219-213-D8-257-100-j09



219-213-M-257-100-j09



269-213-A1-222-120-j09




269-213-A2-222-120-j09



269-213-D1-222-120-j09



269-213-D2-222-120-j09



269-213-D3-222-120-j09



269-213-D4-222-120-j09



269-213-D5-222-120-j09



269-213-D6-222-120-j09



269-213-M-222-120-j09



213-A1-032-RAL-j10



213-A2-032-RAL-j10



213-D1-032-RAL-j10



213-D2-032-RAL-j10



213-D3-032-RAL-j10



213-M1-032-RAL-j10

RESIDENTIAL
BUILDING |
WALDENBUCH



213-246-415-A1-031-RAL-031-j09



213-246-415-A2-031-RAL-031-j09



213-246-415-A3-031-RAL-031-j09



213-246-415-A4-031-RAL-031-j09



213-246-415-A5-031-RAL-031-j09



213-246-415-D1-031-RAL-031-j09



213-246-415-M1-031-RAL-031-j09



213-246-415-M2-031-RAL-031-j09



213-246-415-M3-031-RAL-031-j09



213-246-415-M4-031-RAL-031-j09

RESIDENTIAL
BUILDING |
KARLSRUHE



288-274-A1-120-j09



288-274-A2-120-j09



288-274-A3-120-j09



288-274-A4-120-j09




288-274-A5-120-j09



288-274-A6-120-j09



288-274-D1-120-j09



288-274-D2-120-j09



288-274-D3-120-j09



288-274-D4-120-j09



288-274-M1-120-j09



288-274-M2-120-j09



288-274-M3-120-j09

PICTURE OVERVIEW

RESIDENTIAL
BUILDING |
DIEPOLDSAU



246-A1-RAL-j09



246-A2-RAL-j09



246-A3-RAL-j09



246-A4-RAL-j09



246-A5-RAL-j09



246-D1-RAL-j09



246-D2-RAL-j09



246-D3-RAL-j09



246-D4-RAL-j09



246-D5-RAL-j09



246-M1-RAL-j09



246-M2-RAL-j09



246-M3-RAL-j09